

## Light-emitting diode module Mini1 0,36W


### TECHNICAL INFORMATION

LED type	2835
Input	12V DC
Color temperature	6500 K
Beam angle	165°
Protection level	IP 67
Center-to-center distance	80 mm
Working temperature	-30°C + 50°C
Available colors	●
Power	<b>0,36 W</b>
Light output	<b>58 lm</b>



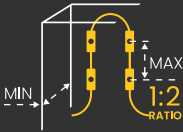
**FOR THIN CHANNEL LETTERS**

MODULE DESIGNED FOR THIN CHANNEL LETTERS



DEPTH  
60-120  
MM

BEST FOR 60-120MM DEEP LIGHTBOXES



RECOMMENDED DEPTH: C-C DISTANCE RATIO



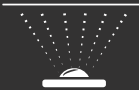
**0,36 W**

HIGH POWER FOR EXTRA BRIGHTNESS




**IP 67**

DUST AND WATER PROTECTED



**58lm**

HIGH BRIGHTNESS  
58 LM PER MODULE




**6500 K**

6500 K AND OTHER COLORS



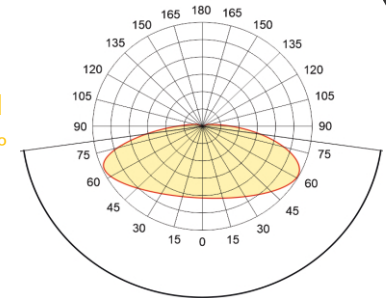
**5 YEARS WARRANTY**

5 YEAR EXTENDED WARRANTY

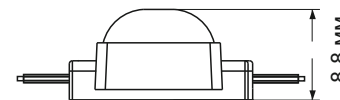
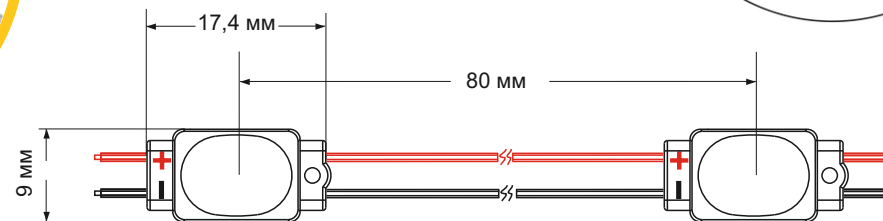


### LIGHT DISTRIBUTION GRAPH

Beam angle is 170°x150°



### DIMENSIONS



### CONNECTION



### PACKAGING

Packing type	Chain	Package	Box
Quantity	30 pcs	300 pcs	4200 pcs
Weight	0,06 kg	1,25 kg	20,0 kg